

Buying a recorded Lleyn



Why invest in Signet-recorded rams?

Investing in rams with superior genetics can be worth an extra £800 over their lifetime.

With potential gains of £4 per lamb, commercial producers should source Signet-recorded rams with high estimated breeding values (EBVs) for traits of importance to their flock.

Interpreting EBVs when buying a ram


EBVs can be presented on Order of Merit sale cards that report the main traits, or on a breeding chart.

Accuracy values indicate how much is known about an animal for a specific trait and the degree to which EBVs might change over time.

Table 1. Lleyn breed benchmark for 2018

Estimated breeding value	Average	Top 25%	Top 10%
8-week weight	0.85	1.30	1.71
Litter size born	0.01	0.07	0.13
Maternal ability	0.66	1.03	1.37
Scan weight	2.83	4.29	5.61
Muscle depth	0.97	1.52	2.01
Fat depth	-0.02	0.22	0.43
Lleyn index	161	193	222

BETTERRETURNS



Order of Merit


This is to certify that this animal has a Breeding Index within the top 10% of the breed

Ear No.

Lot

	Estimated breeding values (EBVs)	Accuracy values
Scan weight EBV	<input type="text"/> kg	<input type="text"/>
Muscle depth EBV	<input type="text"/> mm	<input type="text"/>
Fat depth EBV	<input type="text"/> mm	<input type="text"/>
Index	<input type="text"/>	<input type="text"/>

For more details on the Better Returns Programme, call 020 7488 8834, email brp@ahdb.org.uk or visit beefandlamb.ahdb.org.uk





Breeding charts

Breeding charts are more informative, showing where a ram's genetic potential sits within the breed for a range of traits.

The centre line indicates the average for that breed. Bars to the right of the centre indicate above-average breeding values, meaning progeny are likely to have faster growth rates, more muscling and be fatter. Bars to the left indicate a below-average value for those traits and leaner progeny.

Finding information

Sale charts for animals can be viewed and printed from the BASCO database, accessed via the 'EBV Search' section of the Signet website (www.signetfbc.co.uk).

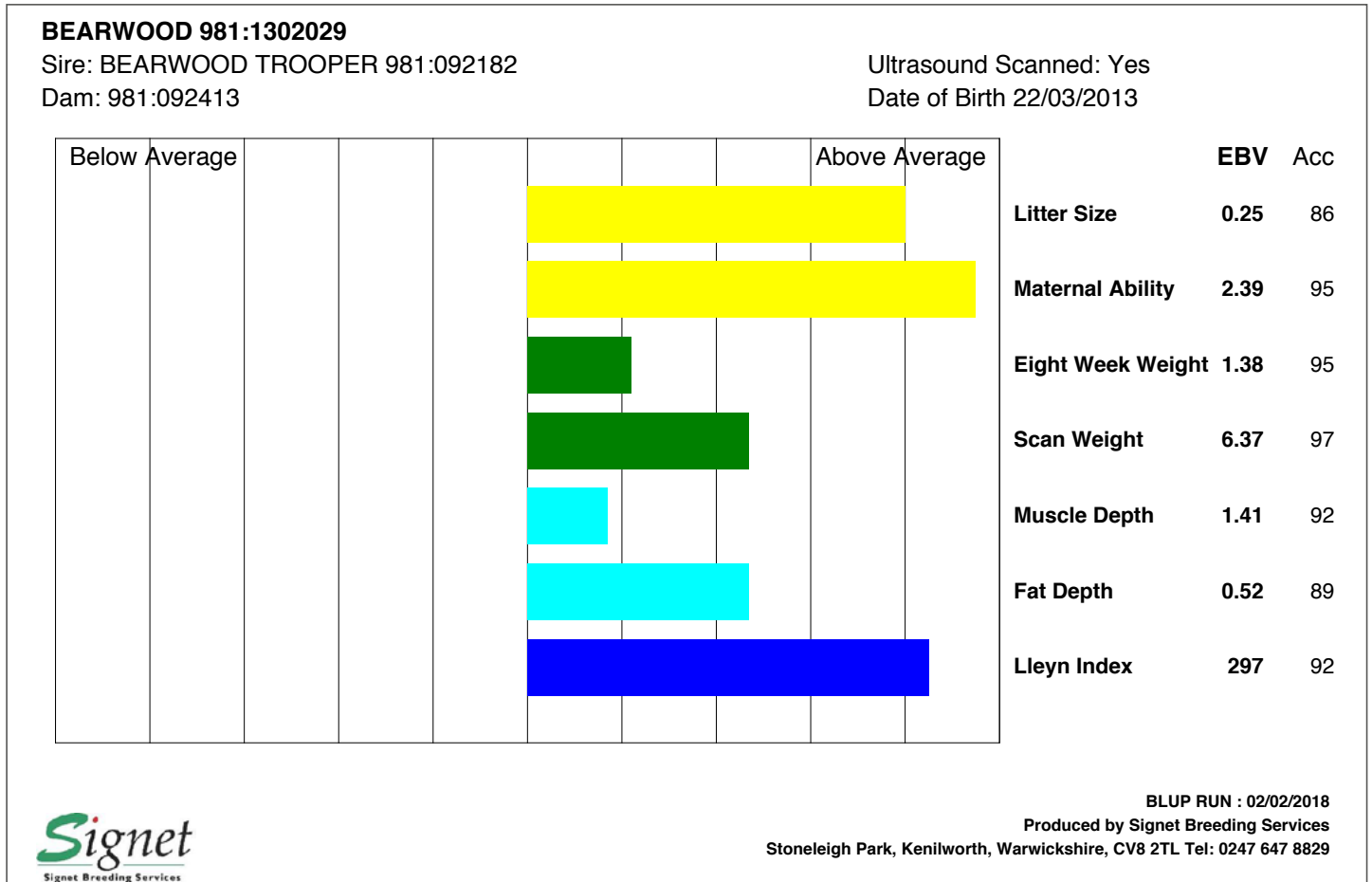


Figure 1. Lley EBV chart

Produced for you by:

Better Returns Programme

AHDB Beef & Lamb, Stoneleigh Park,
 Kenilworth, Warwickshire, CV8 2TL

T 024 7647 8834

E brp@ahdb.org.uk

W beefandlamb.ahdb.org.uk

@AHDB_BeefLamb

If you no longer wish to receive this information,
 please email us on comms@ahdb.org.uk

While the Agriculture and Horticulture Development Board seeks to ensure that the information contained within this document is accurate at the time of printing, no warranty is given in respect thereof and, to the maximum extent permitted by law, the Agriculture and Horticulture Development Board accepts no liability for loss, damage or injury howsoever caused (including that caused by negligence) or suffered directly or indirectly in relation to information and opinions contained in or omitted from this document.

© Agriculture and Horticulture
 Development Board 2018.
 All rights reserved

