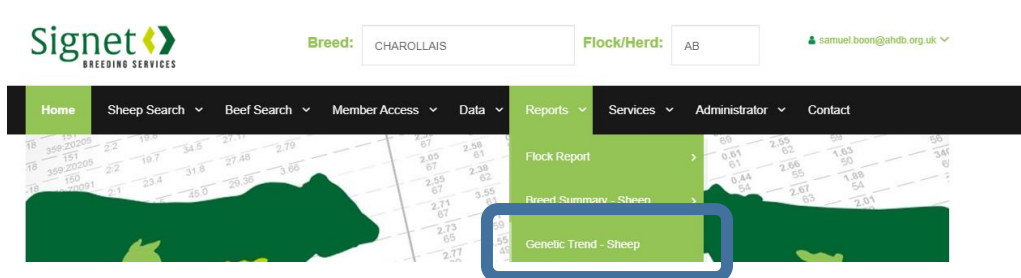


Signetdata.com: Genetic Trends - Sheep

Signet clients can access a range of reporting tools at www.signetdata.com. To get started clients should log into their account by clicking “Member Access” (top right).

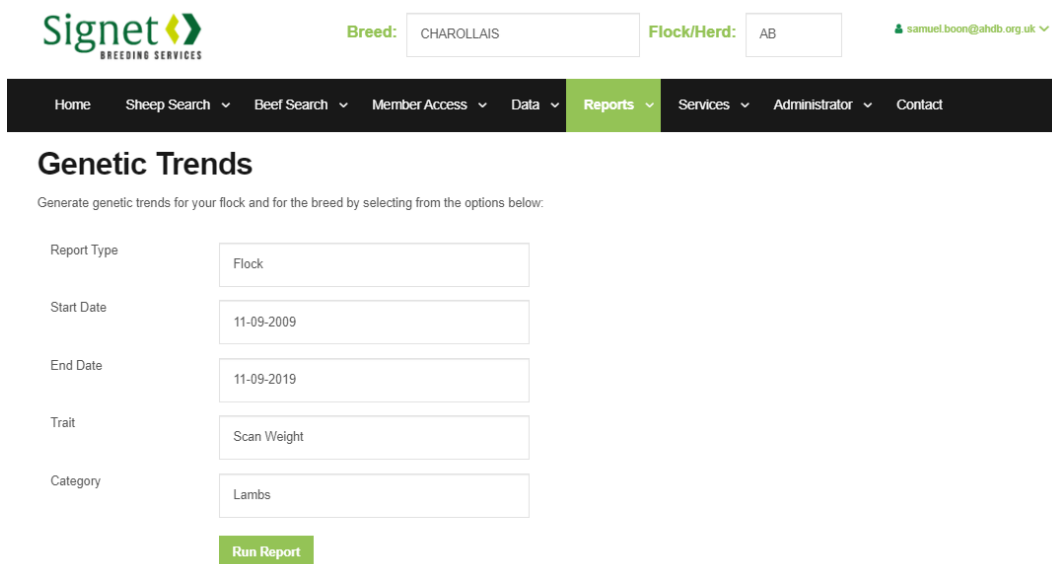
Genetic Trends


- 1) To create genetic trends for your flock or breed go to “Reports” and click on “Genetic Trend - Sheep”



- 2). Select whether you want “Flock” or “Breed” and the time period of interest. Select the trait of interest and whether you are interested in lambs, their sires, their dams or all three categories.

Remember the more data requested, the longer the report will take to run.



Signet 
BREEDING SERVICES

Breed: CHAROLLAIS Flock/Herd: AB samuel.boon@ahdb.org.uk

Home Sheep Search Beef Search Member Access Data Reports Services Administrator Contact

Genetic Trends

Generate genetic trends for your flock and for the breed by selecting from the options below:

Report Type:

Start Date:


End Date:

Trait:

Category:

- 3). Wait.....remember this is a big report, the screen will say “Loading”

4). The trend will be reported in a table – which can be exported into an excel or csv file, but more importantly it will also be shown as a chart. Traditionally we have only shown genetic trends for lambs, the new database will also show the genetic merit of the sires/dams within the flock – so producers can see how their genetic gain was achieved.

Signet  BREEDING SERVICES

Breed: CHAROLLAIS Flock/Herd: AB samuel.boon@ahdb.org.uk

Home Sheep Search Beef Search Member Access Data Reports Services Administrator Contact

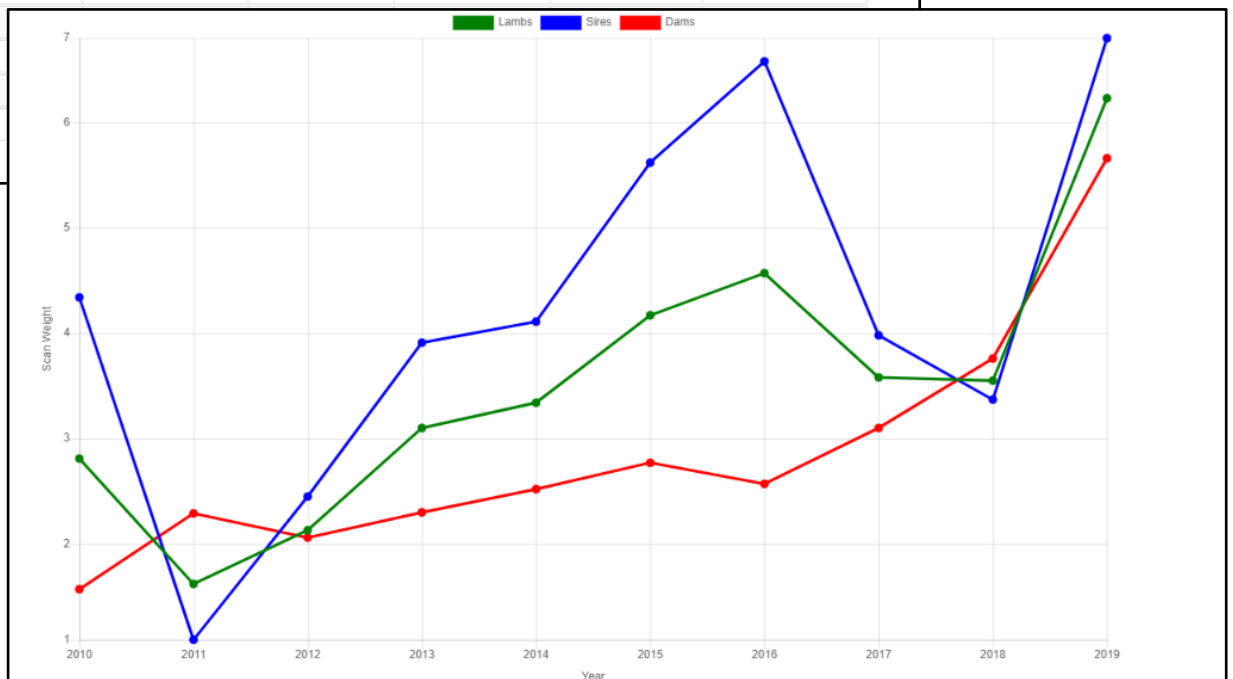
Scan Weight Genetic Trend for CROGHAM Flock - AB [Go Back](#)

Showing 1 to 10 of 10 entries

Previous Next

[Copy](#) [CSV](#) [Excel](#) [Produce Report](#)

Year	Number of Lambs	Lamb Average EBV	Number of Sires	Sire Average EBV	Number of Dams	Dam Average EBV
2010	94	2.81	4	4.34	51	1.57
2011	210	1.62	8	1.09	97	2.29
2012	122	2.13	6	2.45	73	2.06
2013	179	3.10	4	3.91	88	2.30
2014	140	3.34	8	4.11	75	2.52
2015	157	4.17	7	5.62	78	2.77
2016						
2017						
2018						
2019						



If at first you don't succeed...

This is a massive report and sometimes users will get a "Timeout" message the first time they run the report, particularly if it is a big breed. Try again – the system is designed to save some of your enquiry, to run faster the second or third time – so there is a strong likelihood you will be second time lucky.

If this doesn't work you may need to get a faster internet connection or limit the distance within your search. If you are having problems – email us and we will send you one.