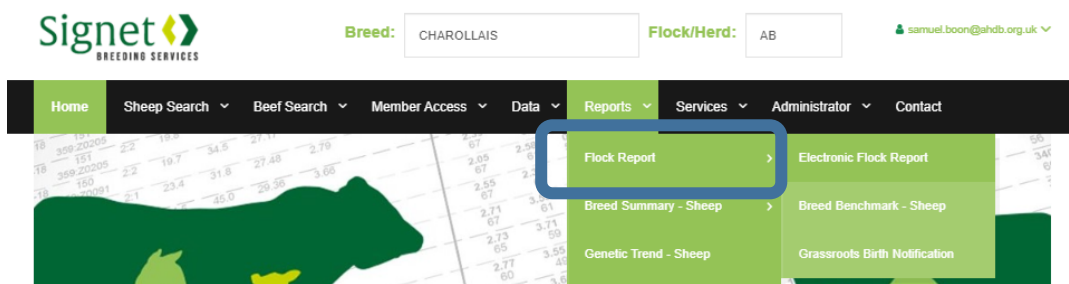


Signetdata.com: Flock Reports

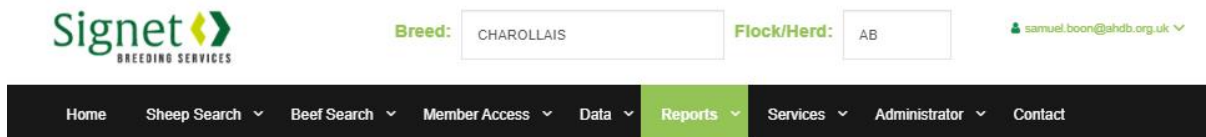
Signet clients can access a range of reporting tools at www.signetdata.com. To get started clients should log into their account by clicking “Member Access” (top right).

Flock reports

1). To create flock reports go to “Reports” and select “Flock Report” (ignore the sub-menus, as these link to different functions)



2). Clients can select a time period for animals of interest and then have the option to select lambs, sires or dams (or all three). You can restrict the list of lamb to a single sex or live only, but please note it will only pull through the sire and dams for those lambs.



Flock Report

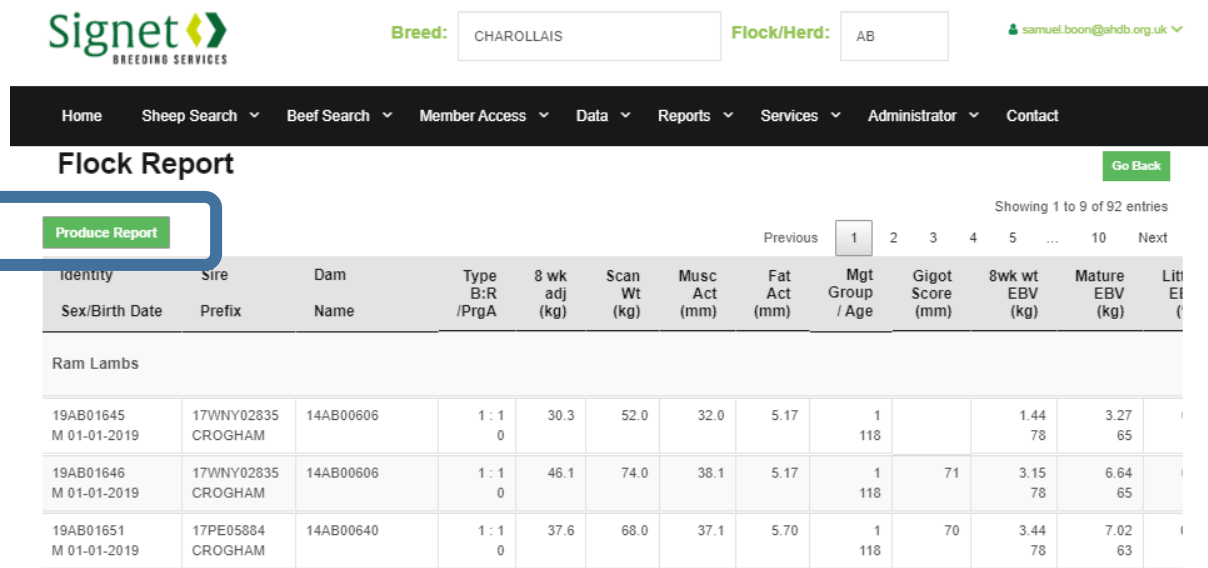
Signet clients can use online reporting services to generate flock specific reports. Filters enable the user to select the lamb crop of interest and define the order in which records appear.

We recommend that clients wanting information on a wider range of traits use the Electronic Flock Report and export the information into Excel.

Start Date	<input type="text" value="17-09-2018"/>
End Date	<input type="text" value="17-09-2019"/>
Sex	<input type="text" value="All"/>
Status of Lambs	<input type="text" value="All"/>
Order	<input type="text" value="Flockbook number"/>
Category	<input type="text" value="All"/>
<input type="button" value="Run Report"/>	



3). Results will be dropped into a table – press “Produce Report” to drop these into a pdf.



Home Sheep Search Beef Search Member Access Data Reports Services Administrator Contact

Flock Report

Showing 1 to 9 of 92 entries

Previous **1** 2 3 4 5 ... 10 Next

Produce Report

Identity	Sire	Dam	Type B:R /PrgA	8 wk adj (kg)	Scan Wt (kg)	Musc Act (mm)	Fat Act (mm)	Mgt Group / Age	Gigot Score (mm)	8wk wt EBV (kg)	Mature EBV (kg)	Litter EBV (kg)
Sex/Birth Date	Prefix	Name										
Ram Lambs												
19AB01645 M 01-01-2019	17WNY02835 CROGHAM	14AB00606	1:1 0	30.3	52.0	32.0	5.17	1 118		1.44 78	3.27 65	
19AB01646 M 01-01-2019	17WNY02835 CROGHAM	14AB00606	1:1 0	46.1	74.0	38.1	5.17	1 118	71	3.15 78	6.64 65	
19AB01651 M 01-01-2019	17PE05884 CROGHAM	14AB00640	1:1 0	37.6	68.0	37.1	5.70	1 118	70	3.44 78	7.02 63	

Example of pdf report

Flock Report			Signet Member Number: 7887 Trading Name: Crogam Charollais Sheep					Flock Code: AB Flock Prefix: CROGHAM					Ministry Number: UK 0 223386 Analysis Date: 24-08-2019									
Identity	Sire	Dam	Type B:R /PrgA	8 wk adj (kg)	Scan Wt (kg)	Musc Act (mm)	Fat Act (mm)	Mgt Group / Age	Gigot Score (mm)	8wk wt EBV (kg)	Mature EBV (kg)	Litter EBV (%)	Mat'nl EBV (kg)	Sen wt EBV (kg)	Mus dp EBV (mm)	Fat dp EBV (mm)	Lean wt EBV (kg)	Fat wt EBV (kg)	Gigot EBV (mm)	FEC EBV	Terminal Sire Index	Maternal Index
Ram Lambs																						
19AB01645 M 01-01-2019	17WNY02835 CROGHAM	14AB00606	1:1 0	30.3	52.0	32.0	5.17	1 118		1.44 78	3.27 65	0.11 55	0.60 71	3.96 71	2.03 76	0.05 78	0.57 58	-0.24 72	0.51 44	0.14 6	250 74	242 58
19AB01646 M 01-01-2019	17WNY02835 CROGHAM	14AB00606	1:1 0	46.1	74.0	38.1	5.17	1 118	71	3.15 78	6.64 65	0.11 55	0.60 71	8.37 71	2.21 76	-0.55 78	0.56 79	-0.54 63	0.62 6	0.14 6	318 78	284 58
19AB01651 M 01-01-2019	17PE05884 CROGHAM	14AB00640	1:1 0	37.6	68.0	37.1	5.70	1 118	70	3.44 78	7.02 63	0.06 56	-0.47 70	8.88 70	2.54 76	-0.26 78	0.21 79	-0.15 64	0.44 5	0.09 5	311 78	251 58
19AB01656 M 01-01-2019	17PE05884 CROGHAM	14AB00640	2:2 0	34.2						3.37 71	6.93 61	0.06 56	-0.47 67	8.58 67	2.31 65	-0.27 65	0.35 57	-0.29 64	0.58 47	0.09 5	312 67	244 58
19AB01657 M 01-01-2019	17PE05884 CROGHAM	14AB00640	2:2 0	31.7	57.0	30.1	5.13	1 118		3.01 78	6.22 63	0.06 56	-0.47 70	7.63 70	1.70 76	-0.11 78	0.27 59	-0.15 72	0.58 47	0.09 5	283 73	223 58
19AB01664 M 02-01-2019	17PE05884 CROGHAM	14AB00640	2:2 0	32.3	57.0	36.0	4.10	1 117	70	3.04 78	6.29 63	0.06 56	-0.47 70	7.67 70	3.05 77	-0.39 79	0.57 79	-0.50 80	1.13 64	0.09 5	324 78	250 58

4). Giving Signet clients greater flexibility in reporting

The new system means that by changing the dates you can look at the lambs born in any year, including last year’s lambs (the shearlings).

You can also look at the EBVs for sires used over a much wider time period, such as the last 5 or even 10 years.

Clients wanting this information in Excel should use “Electronic Flock Reports” – a separate function within the sub-menu under “Reports”.